




Brita Nelson
The Questioning Quilter

Information for Quilters with Questions

Patriotic Windcatchers! A Disappearing Harlequin Quilt



This disappearing Harlequin Quilt is crazy easy to make.

Each Windcatcher motif is made up four Bottle Opener Blocks.

The quilt as shown, is made up of 9 motifs (36 blocks) and measures 42" X 42".

You will need:

3/4 Yard Red Fabric


3/4 Yard Blue Fabric

1 1/3 Yard White Fabric


If you want to make the blocks a different size, you can use the chart that I have on my website: <https://questioningquilter.com/chart>

Watch me make this on YouTube: https://youtu.be/z__1ZdYgEyQ


This quilt starts with a Harlequin Block which is simply made of 4 Half Square Triangles. These HST's started as 5" squares that were made into HST's and trimmed to 4 1/2".



Arrange two Red HST's and two Blue HST's as shown here.



Sew them together to make a Harlequin Block.



Make 4 cuts, each 1 3/8" from the center seam. Rotate the mat 90 degrees after each cut.


This will result in 9 sub-pieces that should measure 2 3/4" square



Trade the upper left sub-block with the lower right sub-block as shown above.




That's it, just sew it together. I call this a Bottle Opener Block. It will measure 7 1/2" x 7 1/2"



Take 4 of the Bottle Opener Blocks and arrange them so that the small red triangles are pointed to the center of the Motif. I am calling this a Motif a Wind Catcher.

If you want to see other color options please check out the video: https://youtu.be/z__1ZdYgEyQ



Here is what the quilt will look like when it is all sewn together.

I have even more disappearing videos on my channel:
<https://www.youtube.com/questioningquilter>

Stay Well and Happy Quilting,

Brita

brita@questioningquilter.com

Copyright 2023 by Brita Nelson This pattern can not be copied or distributed without express written consent of the author. I have made every effort to ensure that the instructions in this pattern are accurate and are presented in good faith but no warranty is provided nor results guaranteed. The author shall have no liability to any person or entity for loss or damage caused by the information in this pattern. If you have any questions or issues with anything regarding this pattern please email me at brita@questioningquilter.com